



**KHSAA TITLE IX
ANNUAL REPORT SUBMISSION
STATUS REPORT
2007-2008**

KHSAA
Form T65
Revised 3/08

TO: KHSAA Member School Superintendents, Principals, and Athletic Directors

FROM: Brigid L. DeVries, Commissioner
Larry Boucher, Assistant Commissioner

DATE: May 12, 2008

School	Southwestern High School	Reviewed by	Martha Mullins
--------	--------------------------	-------------	----------------

The following is a status report regarding the required 2007 - 2008 Title IX Annual Report submission of forms due into the KHSAA office by April 15, 2008. Appropriate KHSAA Audit Team personnel have reviewed these forms and the following is a summary of this review.

I. Checklist of Forms properly submitted in a satisfactory manner:

X	GE 19 (Annual Verification)		T-35 (Budget Expenses)
X	T-1 (Summary Program Chart 1)		T-36 (Budget Expenses)
	T-2 (Summary Program Chart 2)	X	T-41 (Checklist – Overall Interscholastic Program)
X	T-3 (Summary Program Chart 3)	X	T-60 (Corrective Action Plan)
X	T-4 (Summary Program Chart 4)	X	T-63 (Interscholastic Survey Results)

II. Status

A.		2007 – 2008 Forms are satisfactory and no further information or action is necessary at this time.
B.	X	Errors have been noted with respect to the following forms: Form T-2: form attached with questions, to be answered and returned by June 1, 2008.
C.		The following forms were omitted and must be submitted by school representatives
D.	X	According to the 2007-2008 data, the school appears to be meeting the standards established in: <input type="checkbox"/> Test 1 (Athletic participation is proportionate to enrollment) <input type="checkbox"/> Test 2 (History and continuing practice of program expansion) <input checked="" type="checkbox"/> Test 3 (Full and effective accommodation of interests and abilities)
E.	X	Other Recommendation and Comments: It is recommended that a meeting of the Gender Equity Review Committee be held in the Fall as well as Winter and Spring seasons Please submit a statement, by June 1, 2008 , as to why there were no TRAVEL expenditures listed for baseball, boys' and girls' swimming, softball, girls' golf, and boys' and girls' tennis; no AWARDS amounts listed for boys' and girls' basketball, swimming, and tennis; and no EQUIPMENT AND SUPPLIES recorded for both tennis teams.

2007-2008
ACCOMMODATION OF INTERESTS AND ABILITIES
SUMMARY PROGRAM CHART 2

KHSAA
 Form 12
 Rev. 12/07

Participation Opportunities Test Two

		Column 1	Column 2	Column 3	Column 4	Column 5
Program		Number of Teams Currently Offered	Number of Participants	Number of Teams Added Since the beginning of the 2003-2004 School Year	Current Number of Participants for each team added Since the beginning of the 2003-2004 School Year	Percent of Total Participation By Sex Added Since the beginning of the 2003-2004 School Year
GIRLS	Row 1	varsity:	9	115	1	0
	Row 2	j.v.:	6	67	0	15
	Row 3	frosh:	2	15	2	15
	Row 4	total:	17	197	3	30
BOYS	Row 5	varsity:	9	140	1	0
	Row 6	j.v.:	6	104	0	50
	Row 7	frosh:	2	30	0	0
	Row 8	total:	17	274	1	50

- 1) For Column 1, list the number of interscholastic teams offered for girls and boys at each competitive level (varsity, junior varsity, and freshman). For girls, total each of the entries in Rows 1, 2, and 3 into Row 4. For boys, total Rows 5, 6, and 7 into Row 8.
- 2) For Column 2, list the number of participants at each level. For girls, total each of the entries in Rows 1, 2, and 3 into Row 4. For boys, total Rows 5, 6, and 7 into Row 8. **Note:** The totals in Row 4 for girls and in Row 8 for boys must be the same as the totals in Form T-1, Column 3, Rows 1 and 2 respectively.
- 3) For Column 3, list the number of interscholastic teams that have been added in the last five years at each competitive level. Count each team added during the 5 year period only one time. e.g. Girl's junior varsity soccer was added 3 years ago, count the team only once, not 3 times. For girls, total the entries in Rows 1, 2, and 3 into Row 4. For boys, total Rows 5, 6, and 7 into Row 8.
- 4) For Column 4, list the number of participants that are **currently** on each level of the teams that were added in the last five years. If a team was added previously but no longer exists, there are no current participants to be added for that team. For girls, total the entries in Rows 1, 2, and 3 into Row 4. For boys, total Rows 5, 6, and 7 into Row 8.
- 5) For Column 5, calculate the percentage of participants that have been added in the last five years. For girls, take the number in Column 4, Row 4 and divide by the number in Column 2, Row 4. For boys, take the number in Column 4, Row 8 and divide it by the number in Column 2, Row 8.

Note: If the percentage of current participants added in the last five years is 25% or greater, compliance with Test Two may be possible. If less than 25%, then compliance with Test Three should be analyzed. **CAUTION:** 25% is not a formal compliance standard.

Principal's Signature:  Date: 4/7/08



**KENTUCKY HIGH SCHOOL ATHLETIC ASSOCIATION
2007-2008 ANNUAL VERIFICATION OF TITLE IX PROCEDURES**

*KHSAA Form GE19
Rev.12/07*

(To be submitted by April 15, 2008 along with other required forms)

The Southwestern High School, Somerset, Kentucky
(Name of High School) (City)

certifies to the Kentucky High School Athletic Association that the following is an accurate and true representation of the facts surrounding compliance with 20 U.S.C. Sections 1681-1688, et. Seq. (also known as Title IX)

I certify the following provisions in accordance with records at the school contained in the permanent Title IX file, at least one copy of which must be maintained in the Principal's office, and to the best of my knowledge have completed the following tasks.

Established a gender equity committee at the high school. (list committee personnel and provide attachment if necessary)

Name	Address	Phone	Title
(Supt., Principal, Student, Parent, Coach, Etc.)			
Boyd Randolph	SWHS	606-678-9000	Principal
Steve Butcher	PCBOE	606-679-1123	Asst. Superintendent
Greg Scholl	SWHS	606-678-9000	Athletic Director
Karen Cook	SWHS	606-678-9000	Guidance Counselor
Larry Bryson			PCBOE Attorney
Rodney McAninch	SWHS	606-678-9000	Baseball Coach
Michelle Sadler	SWHS	606-678-9000	Asst. Girls Soccer Coach
Jim Woodall	SWHS	606-678-9000	Softball Coach
Philip Wilson	PCBOE	606-679-1123	PCBOE Member
Bridget Fawbush	SWHS	606-678-9000	Asst. Girls Cross Country Coach
Stephanie Salyers	SWHS	606-678-9000	Student Athlete

Scheduled a minimum of three meetings during the 2007-2008 school year on the following dates:

Dec. 12, 2007 Wednesday @ 5:00pm
Mar. 12, 2008 Wednesday @ 5:00pm
April 9, 2008 Wednesday @ 5:00pm

Designated the following person(s) as the Title IX coordinator for the school:

Name	Title	Address	Phone
Greg Scholl	Athletic Director	SWHS	606-678-9000

Designated the following person(s) as the Title IX coordinator for the district:

Name	Title	Address	Phone
Steve Butcher	Asst. Superintendent	PCBOE	606-679-1123

School personnel are continuing to make periodic reviews of the boys' and girls' athletics program reflected in the Corrective Action Plan.

In addition to the above information, the above referenced school maintains a complete permanent file relative to Title IX records including copies of the self-assessment audit, all corrective action plans, and other related materials.

Principal's Signature

Date 4/7 2008

Superintendent Signature

School Board Chairpersons' Signature

(Send original copy to KHSAA - Maintain duplicate in Title IX school folder)

2007-2008
ACCOMMODATION OF INTERESTS AND ABILITIES
SUMMARY PROGRAM CHART 1

KHSAA
 Form T1
 Rev.12/07

Participation Opportunities Test One

		(Column 1)	(Column 2)	(Column 3)	(Column 4)
	Program	Enrollment	Percentage of Total Enrollment	Number of Interscholastic Participants (double and triple count)	Percentage of Total Participation
Row 1	GIRLS	608	49.6	197	41.8
Row 2	BOYS	617	50.4	274	58.2
Row 3	Totals	1225	100%	471	100%

Instructions:

*Number of 8th grade students & below used in
 Column 3 and Column 4 calculations if applicable: 12

- 1) Determine the total number of girls enrolled, (place in Row 1, Column 1). Determine the total number of boys enrolled, (place in Row 2, Column 1).
- 2) Add the total number of girls and boys enrolled to determine total enrollment, (place in Row 3, Column 1).
- 3) Calculate the percentage of total enrollment that is female. (Divide Row 1, Column 1 by Row 3, Column 1 and place in Row 1, Column 2.) Calculate the percentage of total enrollment that is male. (Divide Row 2, Column 1 by Row 3, Column 1 and place in Row 2, Column 2.) Note: Row 1, Column 2 plus Row 2, Column 2 should total 100%.
- 4) Ask the head coaches to review the most updated eligibility or squad lists for their teams. Ask coaches to confirm the names of those individuals who are on the team as of the first **date of regular season competition**, and cross out the names of those who were cut from the team or quit the team prior to the first regular season competitive event. Determine the total number of interscholastic athletics participants that are girls, (and place in Row 1, Column 3). In order to determine the total number of athletics participants, an individual should be counted each time he or she participates on a team. For example, if Jane Doe competes on the varsity volleyball team, the junior varsity volleyball team, the junior varsity basketball team, and the varsity softball team, she should be counted as four participants (**do not include club or intramural sports participants, cheerleaders, dance teams, or pom squads**). Calculate the same way for boys and girls. * In addition, should 8th grade students and below play on a Freshman, Junior Varsity, or Varsity team, they should also be counted for each team and sport on which they participate. If applicable, please asterisk the above notation as to how many 8th grade students & below are included in the totals.
 Using the same procedure, determine the total number of interscholastic athletic participants that are boys, (and place in Row 2, Column 3). Add Row 1, Column 3 plus Row 2, Column 3 to get total participants and place in Row 3, Column 3.
- 5) Calculate the percentage of female participation. (Row 1, Column 3 divided by Row 3, Column 3 and place in Row 1, Column 4.) Calculate the percentage of male participation. (Row 2, Column 3 divided by Row 3, Column 3 and place in Row 2, Column 4.) Note: Row 1, Column 4 plus Row 2, Column 4 should total 100%.

Note: While being within three percent is not a formal compliance standard; if the percent listed in Row 1, Column 4 is within 3% of Row 1, Column 2, then it provides a good target within which compliance is likely.

Principal's Signature: *B. J. Landry* Date: 4/7/08

2007-2008
ACCOMMODATION OF INTERESTS AND ABILITIES
SUMMARY PROGRAM CHART 2


KHSAA
 Form T2
 Rev. 12/07

Participation Opportunities Test Two

		Column 1	Column 2	Column 3	Column 4	Column 5	
Program		Number of Teams Currently Offered	Number of Participants	Number of Teams Added Since the beginning of the 2003-2004 School Year	Current Number of Participants for each team added Since the beginning of the 2003-2004 School Year	Percent of Total Participation By Sex Added Since the beginning of the 2003-2004 School Year	
GIRLS	Row 1	varsity:	9	115	1	0	
	Row 2	j.v.:	6	67	0	15	
	Row 3	frosh:	2	15	2	15	
	Row 4	total:	17	197	3	30	15.2
BOYS	Row 5	varsity:	9	140	1	0	
	Row 6	j.v.:	6	104	0	50	
	Row 7	frosh:	2	30	0	0	
	Row 8	total:	17	274	1	50	18.2

- 1) For Column 1, list the number of interscholastic teams offered for girls and boys at each competitive level (varsity, junior varsity, and freshman). For girls, total each of the entries in Rows 1, 2, and 3 into Row 4. For boys, total Rows 5, 6, and 7 into Row 8.
- 2) For Column 2, list the number of participants at each level. For girls, total each of the entries in Rows 1, 2, and 3 into Row 4. For boys, total Rows 5, 6, and 7 into Row 8. **Note:** The totals in Row 4 for girls and in Row 8 for boys must be the same as the totals in Form T-1, Column 3, Rows 1 and 2 respectively.
- 3) For Column 3, list the number of interscholastic teams that have been added in the last five years at each competitive level. Count each team added during the 5 year period only one time. e.g. Girl's junior varsity soccer was added 3 years ago, count the team only once, not 3 times. For girls, total the entries in Rows 1, 2, and 3 into Row 4. For boys, total Rows 5, 6, and 7 into Row 8.
- 4) For Column 4, list the number of participants that are **currently** on each level of the teams that were added in the last five years. If a team was added previously but no longer exists, there are no current participants to be added for that team. For girls, total the entries in Rows 1, 2, and 3 into Row 4. For boys, total Rows 5, 6, and 7 into Row 8.
- 5) For Column 5, calculate the percentage of participants that have been added in the last five years. For girls, take the number in Column 4, Row 4 and divide by the number in Column 2, Row 4. For boys, take the number in Column 4, Row 8 and divide it by the number in Column 2, Row 8.

Note: If the percentage of current participants added in the last five years is 25% or greater, compliance with Test Two may be possible. If less than 25%, then compliance with Test Three should be analyzed. **CAUTION:** 25% is not a formal compliance standard.

Principal's Signature:  Date: 4/7/08

2007-2008
ACCOMMODATION OF INTERESTS AND ABILITIES
SUMMARY PROGRAM CHART 3


KHSAA
 Form T3
 Rev. 12/07

Participation Opportunities Test Three

FOR ANY QUESTION ANSWERED "YES" IDENTIFY THE RESPECTIVE SPORT(S).

	GIRLS (Yes / No)		BOYS (Yes / No)
1. For a sport <u>not</u> currently offered in your interscholastic athletics program, is there sufficient interest to form a viable interscholastic team based on participation on an intramural team.	NO		NO
2 For a sport <u>not</u> currently offered, is there sufficient interest, based on the responses to your most recent Student Interest Survey, to form a viable interscholastic team for a sport not currently offered. If yes, what sport?	NO		NO
3. For a sport currently offered at the junior varsity or freshman level is there sufficient interest, based on your most recent Student Interest Survey, to form a varsity team not currently offered?	NO		NO
4. For a sport currently offered at the varsity level only, is there sufficient interest, based on your most recent Student Interest Survey, to form a viable team for a junior varsity or freshman team that is not currently offered?	NO		NO
5. If you answered YES to question (1), (2), (3), or (4), are there enough high schools in the geographic area offering the sport (at the appropriate level) to allow for the development of a reasonable schedule of competition?	N/A		N/A

Plans to Address Interest:

Principal's Signature :  Date: 4/13/08

2007-2008
ACCOMODATION OF INTERESTS AND ABILITIES
SUMMARY PROGRAM CHART 4

Levels of Competition Test One

		Column 1	Column 2	Column 3
Girls	Team Levels	Number of Teams Currently Offered	Number of Participants	Percentage of Participants at Each Level
Row 1	varsity:	9	115	58.4
Row 2	j.v.:	6	67	34.0
Row 3	frosh:	2	15	7.6
Row 4	total:	17	197	100%
Boys				
Row 5	varsity:	9	140	51.1
Row 6	j.v.:	6	104	38.0
Row 7	frosh:	2	30	10.9
Row 8	total:	17	274	100%

- 1) Column 1, list the number of interscholastic teams offered for girls and boys at each competitive level; varsity, junior varsity, and freshman. (Refer to Form T-2, Accommodation of Interests and Abilities, Summary Program Chart 2, Column 1.)
- 2) For Column 2, list the number of participants at each level. For girls, total the entries in Rows 1, 2, and 3 into Row 4. For boys, total the entries in Rows 5, 6, and 7 into Row 8. (Refer to Form T-2, Accommodation of Interests and Abilities, Summary Program Chart 2, Column 2.)
- 3) For Column 3, calculate the percentage of female and male participants at each level.
For girls' varsity, junior varsity, and frosh, respectively:
 - Divide Column 2, Row 1 by Column 2, Row 4, and place the percentage in Column 3, Row 1
 - Divide Column 2, Row 2 by Column 2, Row 4, and place the percentage in Column 3, Row 2.
 - Divide Column 2, Row 3 by Column 2, Row 4, and place the percentage in Column 3, Row 3.
 -
 For boys' varsity, junior varsity, and frosh, respectively:
 - Divide Column 2, Row 5 by Column 2, Row 8, and place the percentage in Column 3, Row 5.
 - Divide Column 2, Row 6 by Column 2, Row 8, and place the percentage in Column 3, Row 6.
 - Divide Column 2, Row 7 by Column 2, Row 8, and place the percentage in Column 3, Row 7.

Principal's Signature:  Date: 4/7/08


**2007-2008
ACTUAL EXPENDITURES - PROGRAM COMPARISON CHART 2
TO INCLUDE BOOSTER CLUB FUNDING**

	equipment and supplies		travel		awards		coaches' salaries (to include supplemental and extended employment; dollar amount required)		facilities improvements		publications (if sport-specific)		
	Expenditures		Expenditures		Expenditures		Expenditures		Expenditures		Expenditures		
	School	Booster	School	Booster	School	Booster	School	Booster	School	Booster	School	Booster	
G track	\$1,040.00		\$75.52		\$493.56		\$3,500.00	3	2				
B track	\$1,160.00		\$75.51		\$493.56		\$3,500.00	3	2				
G tennis							\$2,000.00	1	1				
B tennis							\$2,000.00	1	1				
G volleyball	\$13,928.84		\$8,886.98		\$1,356.00		\$7,100.00	3	3				
B wrestling													
G (list sport)													
B football	\$28,177.95		\$4,438.33		\$1,848.29		\$25,000.00	6	3	\$3,946.31			
G (list sport)													
B (list sport)													

5112
5220
2000
2000
31272
63140

- Total expenditures on T-35 and T-36 on the 2007-2008 year report due by April 15, 2008, should reflect the total monies spent (rounded off to nearest dollar) for the entire school year of 2006-2007 ending June 30, 2007.
- Booster Club Funding/Contributions must be included in the above expenditures totals. Indicate percentage of total expenditures for each gender: (If disparities are obvious, list on your Corrective Action Plan (T-60) what action you will take to correct the problem).

2007-08 #	Gender	RATIO	Expenditures	Percentage	B/ATH
224	Boys	58	\$159,472.92	52%	1582
197	Girls	42	\$148,001.26	48%	751
Total:			\$307,474.18	100%	

Principal's Signature:  Date: 4/7/08



Southwestern High School

1765 WTLO Rd.
Somerset, KY 42503-4729

PH (606) 678-9000
FAX (606) 678-9277

Arthur Crawford
Assistant Principal

Boyd L. Randolph
Principal

Mark A. Wilson
Assistant Principal

SOUTHWESTERN HIGH SCHOOL Improvements for Athletic Facilities From 1999 thru 2008

- Constructed concession stand and restrooms for girls soccer/girls softball/boys soccer.
- Constructed a press box and storage area for girls softball.
- Built a press box and storage area for girls/boys soccer.
- Included dressing areas for girls soccer/girls softball/boys soccer.
- Constructed new dugouts for girls softball.
- Constructed baseball dugouts.
- New bleachers for girls softball/girls soccer/boys soccer.
- We have purchased new storage buildings for our girls/boys track teams.
- Purchased new storage buildings for girls & boys cross country teams for storage.
- New score keepers for tennis poles.
- New nets for all 4 tennis courts.
- New restroom facility completed for baseball field in June 2003.
- Softball/baseball indoor batting facility will be built in fall of 2003.
- New scoreboard face replacements for girls/boys soccer.
New scoreboard face replacements for softball & football 2002-2003.
- New goal post construction on soccer field.
New goal post for girls/boys soccer 2003.
- Complete reseeding with machine driven packer for girls/boys soccer & softball.
- New scorer tables for boys/girls basketball teams 2003.
- New storage building for football 2003.
- New nets for girls/boys soccer 2003.
- New carpet for girls basketball locker room 2002.

Louie Childers
Guidance

Karen Cook
Guidance

Julie Morgan
Guidance

SOUTHWESTERN HIGH SCHOOL
Improvements for Athletic Facilities

- New batting cage for softball 2003.
- New pole vault construction area & new pads and standards 2003.
- New softball pitching machine 2003.
- Constructed & completed new building with state-of-the-art indoor hitting area for baseball/softball 2004.
- Constructed & completed baseball locker room and restrooms 2004.
- New bench game chairs purchased for boys/girls basketball 2004.
- Sanded and completely resurfaced & painted gym floor 2004.
- Volleyball standards constructed in gym for full court play 2004.
- New lockers for girls softball & girls soccer 2004.
- New lockers for girls basketball 2006.
- Remodel girls basketball locker room and showers 2006.
- New media room for girls basketball and girls volleyball 2006.
- New sprinkler system for girls softball field 2006.
- New sprinkler system for baseball 2006.
- New field brick dust for softball field 2007.
- Reseeded completely girls and boys soccer field 2007.
- New PA & speaker system for softball field house 2007-08.

2007-2008 KHSAA TITLE IX ATHLETICS AUDIT

KHSAA
Form T41
Rev. 12/07

Checklist - Overall Interscholastic Athletics Program

DIRECTIONS:

For the Areas of Compliance (Opportunities and Benefits) listed on the left hand side of the page, place a checkmark under the appropriate column identifying whether your school provided an advantage to the Girls' Program, or to the Boys' Program or to Neither Program. A review of T-35 and T-36 spending patterns might be helpful in completing this form.

Areas of Compliance:	ADVANTAGE TO:		
	GIRLS' PROGRAM	BOYS' PROGRAM	NEITHER PROGRAM
OPPORTUNITIES			
Accommodation of Interest and Abilities			✓
BENEFITS			
Equipment and Supplies			✓
Scheduling of Games and Practice Time			✓
Travel and Per Diem Allowances			✓
Coaching			✓
Locker Rooms, Practice and Competitive Facilities			✓
Medical and Training Facilities and Services			✓
Publicity			✓
Support Services			✓
Athletic Scholarships			✓
Tutoring			✓
Housing and Dining Facilities and Services			✓
Recruitment of Student Athletes			✓

If an advantage is shown, corrective action should be shown on T-60 (Corrective Action Plan).

Principal's Signature: _____

Date: _____

2007-2008
TITLE IX

CORRECTIVE ACTION PLAN

SCHOOL NAME
Southwestern High School

DIRECTIONS:

1. For Column 1, indicate the intended area (Opportunities or Benefits) which needs corrective action in order to achieve gender equity. For Column 2, write the suggested change or activities that will correct the area in need of alteration. For Column 3, include the estimated completion date for the changes or activities.
2. It is possible to attain compliance with Title IX and no longer need "corrective" action. However, the KHSAA strongly encourages compliant schools to identify items for improvement (Column 1), activities to accomplish the improvement (Column 2) and a timetable for completion (Column 3) that will strengthen the athletic program.
3. You may copy this form as needed. Please attach corrective action plans along with audit forms and submit by April 15, 2008.

COLUMN 1	COLUMN 2	COLUMN 3
ITEM FOR CORRECTION/ IMPROVEMENT	SUGGESTED CHANGE/ ACTIVITIES	TIME TABLE FOR CORRECTIVE ACTION/ AND OR COMPLETION DATE
		Completed review of all female team uniforms thru 2008 spring seasons.
	Athletic Director will continue monitoring of uniforms through each cycle.	
	Fill in lost or damaged uniforms each year between rotation for new uniform year.	
Need to establish a hall of fame for all sports teams and guidelines for entry.	Get coaches to form committee to work on guidelines for their sport.	Completed: Will be reviewed over the next 2 seasons for all sports 2010.

Principal's Signature:  Date: 4/15/08



**2007-2008 INTERSCHOLASTIC
ATHLETICS SURVEY**
Summary of Student Responses

KHSAA
Form T63
Rev.12/07

School Name: Southwestern High School

Enrollment
(9-12 Grade): 1225 (SHOULD AGREE WITH FORM T-1, COLUMN 1, ROW 3)

Number of 9-11 Grade Students Surveyed: 651

Number of 8th Grade Students Surveyed: 269

Date: _____

Completed By: _____

Instructions:

1. Summarize the Student Athletics Interest Surveys Form T-61 by listing the total number of responses on the line next to each sport.
2. Under the Other Category please provide a listing of the sports as well as the number of students who are interested in participating.
3. Please sign and date this Summary Form (T-63) and mail this Summary Form only to the KHSAA by April 15, 2008. Do not mail the student surveys (Form T-61). However, these Forms should be maintained in your files in the event they are requested subsequently.

269

920 Number of Surveys
789 Total Returned (*A minimum of 80% return is expected*)
8-11 Grades Surveyed (*Should be grades 9-11 and 8th grade if school has a feeder system*)

How Was The Survey Administered? Home rooms
(e.g. was it given in all English classes, or all home rooms, or advisee/advisor?)

KHSAA Sanctioned Fall Sports (*List Total Number of Participation Responses*)

12 Cross Country (Girls)
24 Cross Country (Boys)
127 Football (Boys)
10 Golf (Girls)
15 Golf (Boys)
29 Soccer (Girls)
43 Soccer (Boys)
39 Volleyball (Girls)

2007-2008 INTERSCHOLASTIC ATHLETICS STUDENT SURVEY

KHSAA
Form T61
Rev. 12/07

1. Is the School District offering the interscholastic sport(s) you want to play?

312	Yes
19	No, I want to play <u>hockey, gymnastics, weight lifting, Frisbee, flag football</u>
51	I am not interested in athletics

2. During the **fall season**, which sport would you like to play?

127	Football
39	Volleyball (Girls)
24	Cross Country (Boys)
12	Cross Country (Girls)
15	Golf (Boys)
10	Golf (Girls)
43	Soccer (Boys)
29	Soccer (Girls)
9	I would not participate

3. During the **winter season**, which sport would you like to play?

49	Basketball (Boys)
44	Basketball (Girls)
8	Swimming & Diving (Boys)
12	Swimming & Diving (Girls)
11	Wrestling (Boys)
18	Indoor Track (Boys)
11	Indoor Track (Girls)
6	I would not participate

4. During the **spring season**, which sport would you like to play?

51	Track (Boys)
40	Track (Girls)
18	Tennis (Boys)
19	Tennis (Girls)
42	Fast Pitch Softball (Girls)
65	Baseball (Boys)
13	I would not participate

5. Do you participate in intramural sports? If yes, which sports(s)?

20	Yes	Archery
	No	

6. Which intramural sports, if any, would you like to see added?

Gymnastics, weight lifting, flag football

Winter Sport (*List Total Number of Participation Responses*)

Form T-63
Rev. 12/07

<u>44</u>	Basketball (Girls)
<u>49</u>	Basketball (Boys)
<u>11</u>	Indoor Track (Girls)
<u>18</u>	Indoor Track (Boys)
<u>12</u>	Swimming & Diving (Girls)
<u>8</u>	Swimming & Diving (Boys)
<u>11</u>	Wrestling (Boys)

Spring Sport (*List Total Number of Participation Responses*)

<u>65</u>	Baseball (Boys)
<u>42</u>	Fast Pitch Softball (Girls)
<u>19</u>	Tennis (Girls)
<u>18</u>	Tennis (Boys)
<u>40</u>	Track (Girls)
<u>51</u>	Track (Boys)

Non-KHSAA Championship Sports (*From Student Survey T-61 Question 10*)

<u>35</u>	Archery
<u>3</u>	Field Hockey
<u>8</u>	Bowling
<u>7</u>	Gymnastics (Boys)
<u>10</u>	Gymnastics (Girls)
<u>1</u>	Ice Hockey
<u>2</u>	Lacrosse (Boys)
<u>3</u>	Lacrosse (Girls)
<u>29</u>	Rifle
<u>5</u>	Rodeo
<u>4</u>	Slow Pitch Softball
<u>10</u>	Volleyball (Boys)
<u>0</u>	Water Polo
<u>20</u>	Weightlifting

Number of Students who participate in Intramural Sports

(*From Student Survey T-61 Question 5*)

<u>Sport</u>	<u>Number</u>
Archery	20

7. Do you participate in non-school sport activities? If you do, which sport(s)?

45 Yes Archery, Shooting
 No

8. Are you currently participating in interscholastic athletics during any season?

322 Yes
239 If no, why don't you participate in interscholastic athletics?
70 I prefer other activities such as band, chorus, etc.
12 I don't have time
24 The practice schedules and game times are inconvenient
11 The sport I like isn't offered
10 It's too expensive
14 I prefer to participate in club or intramural sports
80 Working
18 Other
Dislike sports-6, Transportation problems-8, Dislike coach-5,
Too much time-5

9. Do you have any suggestions to encourage participation?

More/Better coaches
Transportation Help
Practice less
Better Coaches
Less games

10. Which Non-KHSAA championship sport would you like to play?

35 Archery
3 Field Hockey
8 Bowling
7 Gymnastics (Boys)
10 Gymnastics (Girls)
1 Ice Hockey
2 Lacrosse (Boys)
3 Lacrosse (Girls)
29 Rifle
5 Rodeo
4 Slow Pitch Softball
10 Volleyball (Boys)
20 Weightlifting
9 I would not participate

OPTIONAL

Name: _____

Age: _____

Male: _____

Female: _____

(check one)

List Intramural Sports students are interested in adding:

(From Student Survey T-61 Question 6)

Form T-63

Rev. 12/07

<u>Sport</u>	<u>Number</u>
Gymnastics	17
Weight Lifting	20

Participation in Non-School Sports Activities

(From Student Survey T-61 Question 7)

<u>Sport</u>	<u>Number</u>
Archery	20

Reasons for not participating in interscholastic athletics

(From Survey Question 8)

- 70 I prefer other activities such as band, chorus, etc.
- 12 I don't have time
- 24 The practice schedules and game times are inconvenient
- 11 The sport I like isn't offered
- 10 It's too expensive
- 14 I prefer to participate in club or intramural sports
- 80 Working
- Other: Dislike sports, transportation problems, dislike coaches

Student Suggestions to encourage participation

More coaches

Transportation help

Practice less

Better coaches

Less games



Principal's Signature

4/2/08
Date

Email Message



From: <glscholl@windstream.net>
To: "Randolph, Boyd" <boyd.randolph@pulaski.kyschools.us>
CC: <title9@khsaa.org>
Subject: Re: FW: Resubmissions, Title IX Annual Report--Martha Mullins
Date: Thu, 12 Jun 2008 10:46:04 -0500

I have made revisions on the errors on the 2007-08 title 9 report and sending those back. The travel that was left off was just a mistake on my part and the number of teams added was just an error on the year number that was listed on this years report T-2

>
> From: "Randolph, Boyd" <boyd.randolph@pulaski.kyschools.us>
> Date: 2008/06/09 Mon PM 01:16:20 CDT
> To: "Scholl, Greg" <greg.scholl@pulaski.kyschools.us>, <glscholl@windstream.net>
> Subject: FW: Resubmissions, Title IX Annual Report--Martha Mullins

>
>
>
>
>
>
>
>
>
> From: Title 9 Audit [mailto:title9@khsaa.org]
> Sent: Monday, June 09, 2008 2:05 PM
> To: Randolph, Boyd
> Subject: Resubmissions, Title IX Annual Report--Martha Mullins


>
>
> Mr. Randolph, since I had to leave before you could return my phone call, may I just use email to make my requests.

>
>
> Please refer to Form T-65 (KHSAA Title IX , Annual Report Submission, Status Report, 2007-2008) and note what information was asked to be sent to the KHSAA office by June 1, 2008. To date we have not received a reply.

>
>
> Thank you for your assistance.

>
>
> Best wishes.

>
>
> Martha Mullins
> Title IX Auditor



**KHSAA TITLE IX
ANNUAL REPORT SUBMISSION
STATUS REPORT
2007-2008**

KHSAA
Form T65
Revised 3/08

TO: KHSAA Member School Superintendents, Principals, and Athletic Directors

FROM: Brigid L. DeVries, Commissioner
Larry Boucher, Assistant Commissioner

DATE: May 12, 2008

School	Southwestern High School	Reviewed by	Martha Mullins
--------	--------------------------	-------------	----------------

The following is a status report regarding the required 2007 - 2008 Title IX Annual Report submission of forms due into the KHSAA office by April 15, 2008. Appropriate KHSAA Audit Team personnel have reviewed these forms and the following is a summary of this review.

I. Checklist of Forms properly submitted in a satisfactory manner:

X	GE 19 (Annual Verification)		T-35 (Budget Expenses)
X	T-1 (Summary Program Chart 1)		T-36 (Budget Expenses)
	T-2 (Summary Program Chart 2)	X	T-41 (Checklist – Overall Interscholastic Program)
X	T-3 (Summary Program Chart 3)	X	T-60 (Corrective Action Plan)
X	T-4 (Summary Program Chart 4)	X	T-63 (Interscholastic Survey Results)

II. Status

A.		2007 – 2008 Forms are satisfactory and no further information or action is necessary at this time.
B.	X	Errors have been noted with respect to the following forms: Form T-2: form attached with questions, to be answered and returned by June 1, 2008.
C.		The following forms were omitted and must be submitted by school representatives
D.	X	According to the 2007-2008 data, the school appears to be meeting the standards established in: <input type="checkbox"/> Test 1 (Athletic participation is proportionate to enrollment) <input type="checkbox"/> Test 2 (History and continuing practice of program expansion) <input checked="" type="checkbox"/> Test 3 (Full and effective accommodation of interests and abilities)
E.	X	Other Recommendation and Comments: It is recommended that a meeting of the Gender Equity Review Committee be held in the Fall as well as Winter and Spring seasons Please submit a statement, by June 1, 2008 , as to why there were no <u>TRAVEL</u> expenditures listed for <u>baseball</u> , boys' and girls' swimming, softball, girls' golf, and boys' and girls' tennis; no <u>AWARDS</u> amounts listed for boys' and girls' <u>baseball</u> , swimming, and tennis; and no <u>EQUIPMENT AND SUPPLIES</u> recorded for both tennis teams. →* Included with new report on T-35

F:\Forms\T65.doc

X * Changes were made for above errors,
 Mrs. Schell
 Athletic Director
 SWHS.

**2007-2008
ACTUAL EXPENDITURES - PROGRAM COMPARISON CHART 1
TO INCLUDE BOOSTER CLUB FUNDING**

	equipment and supplies		travel		awards		coaches' salaries (to include supplemental and extended employment; dollar amount required)			facilities improvements		publications (if sport-specific)	
	Expenditures		Expenditures		Expenditures		Expenditures			Expenditures		Expenditures	
	School	Booster	School	Booster	School	Booster	School	# Coaches for all levels / # Teams for all levels	School	Booster	School	Booster	
G basketball	\$14,284.03		\$10,774.25		\$440.00		\$19,000.00	4 / 3	\$5,492.50		\$176.57		
B basketball	\$10,393.61		\$2,601.18		\$270.00		\$19,000.00	4 / 3	\$5,492.50		\$142.20		
G softball	\$12,783.05		\$1,286.38		\$224.00		\$7,100.00	3 / 2	\$3,723.83		\$220.00		
B baseball	\$2,268.64		\$1,880.70		\$1,438.00		\$7,100.00	3 / 2	\$4,072.50				
G cross country	\$2,048.45		\$702.47		\$900.00		\$5,300.00	2 / 2					
B cross country	\$2,073.44		\$702.46		\$900.00		\$5,300.00	2 / 2					
G golf	\$446.96		*0		\$242.67		\$2,000.00	1 / 1					
B golf	\$838.41		\$207.77		\$50.00		\$2,000.00	1 / 1					
G soccer	\$10,282.85		\$3,937.93		\$1930.70		\$7,100.00	3 / 2	\$1,357.31				
B soccer	\$10,550.70		\$3,481.19		\$628.00		\$7,100.00	3 / 2	\$1,357.30		\$75.00		
G swimming	\$704.72		\$214.47		\$150.00		\$2,000.00	1 / 1					
B swimming	\$205.43		\$91.90		\$75.00		\$2,000.00	1 / 1					

1. Total expenditures on T-35 and T-36 on the 2007-2008 year report due by April 15, 2008, should reflect the total monies spent (rounded off to nearest dollar) for the entire school year of 2006-2007 ending June 30, 2007.
2. Booster Club Funding/Contributions must be included in the above expenditures total. (Note: It is illegal for coaches to be paid by Booster Clubs - Reference KHSAA Bylaw 27) * (Note: No Girls Golf travel because away games were cancelled due to rain.)

Principal's Signature:  Date: 6/11/08

2007-2008
ACCOMMODATION OF INTERESTS AND ABILITIES
SUMMARY PROGRAM CHART 2

KHSAA
 Form T2
 Rev. 12/07

Participation Opportunities Test Two

		Column 1	Column 2	Column 3	Column 4	Column 5
Program		Number of Teams Currently Offered	Number of Participants	Number of Teams Added Since the beginning of the 2003-2004 School Year	Current Number of Participants for each team added Since the beginning of the 2003-2004 School Year	Percent of Total Participation By Sex Added Since the beginning of the 2003-2004 School Year
GIRLS	Row 1	varsity:	9	115	0	
	Row 2	j.v.:	6	67	0	
	Row 3	frosh:	2	15	1	
	Row 4	total:	17	197	1	8
BOYS	Row 5	varsity:	9	140	0	
	Row 6	j.v.:	6	104	0	
	Row 7	frosh:	2	30	0	
	Row 8	total:	17	274	0	0

- 1) For Column 1, list the number of interscholastic teams offered for girls and boys at each competitive level (varsity, junior varsity, and freshman). For girls, total each of the entries in Rows 1, 2, and 3 into Row 4. For boys, total Rows 5, 6, and 7 into Row 8.
- 2) For Column 2, list the number of participants at each level. For girls, total each of the entries in Rows 1, 2, and 3 into Row 4. For boys, total Rows 5, 6, and 7 into Row 8. **Note:** The totals in Row 4 for girls and in Row 8 for boys must be the same as the totals in Form T-1, Column 3, Rows 1 and 2 respectively.
- 3) For Column 3, list the number of interscholastic teams that have been added in the last five years at each competitive level. Count each team added during the 5 year period only one time. e.g. Girl's junior varsity soccer was added 3 years ago, count the team only once, not 3 times. For girls, total the entries in Rows 1, 2, and 3 into Row 4. For boys, total Rows 5, 6, and 7 into Row 8.
- 4) For Column 4, list the number of participants that are **currently** on each level of the teams that were added in the last five years. If a team was added previously but no longer exists, there are no current participants to be added for that team. For girls, total the entries in Rows 1, 2, and 3 into Row 4. For boys, total Rows 5, 6, and 7 into Row 8.
- 5) For Column 5, calculate the percentage of participants that have been added in the last five years. For girls, take the number in Column 4, Row 4 and divide by the number in Column 2, Row 4. For boys, take the number in Column 4, Row 8 and divide it by the number in Column 2, Row 8.

Note: If the percentage of current participants added in the last five years is 25% or greater, compliance with Test Two may be possible. If less than 25%, then compliance with Test Three should be analyzed. **CAUTION:** 25% is not a formal compliance standard.

Principal's Signature: _____

Date: _____

6/11/08